

PROFICIENT[®]

AUDIO

Product Catalog



Meet the Family of Proficient® Audio Solutions



Signature Series



Home Theater



Whole House



Cabinet Loudspeakers



Subwoofers



Outdoor Sound



Electronics



Accessories

Table of Contents

Category	Page
Protege Cabinet Speakers.....	4
Signature LCR Speaker.....	8
Signature Whole-House Speakers	9
Signature & Protege Whole-House Ceiling Speakers.....	10
Signature & Protege LCR Speakers.....	12
Signature & Protege Inwall Speakers.....	14
Protege Twin-Tweeter Ceiling Speakers	15
Powered Subwoofers	18
Protege Passive Architectural Subwoofers	21
Indoor/Outdoor Speakers.....	24
Outdoor/Indoor Twin-Tweeter Speakers	25
Signature Landscape Speakers	26
Protege Landscape Speakers.....	28
Rock and Planter Speakers.....	29
Speaker Selectors	31
Volume Controls	31
Pre-Construction Brackets	32
Ceiling Tile Brackets.....	33
Back Boxes	33
Speaker Cover Plates.....	34
Replacement Speaker Grilles	35

PROFICIENT

Protege

Cabinet Speakers



Protege LFS6 Dual 6" Floor Standing Speaker

ITEM	U/M
LFS6	Each

Our top-of-the-line floor standing speakers sound amazing with or without a subwoofer. Dual 6" graphite woofers in a carefully tuned floor standing enclosure deliver pounding bass powerful enough for rock, R&B and the most intense action movies. The smooth midrange of the ultra-light, ultra-rigid graphite cones combines with the sweet sound of a 1" silk dome tweeter to keep everything from female vocals to flutes sounding airy and natural, like they're right there in the room with you. The LFS6 has a matte black finish and removable black grille with neo-magnets. Add the LDA5 speaker to turn the LFS6 into an immersive sound system compatible with height & effect.

- Power Handling: 125 Watts
- Frequency Response: 60Hz - 20kHz
- Impedance: 6Ω
- Sensitivity: 89dB 2.83V/1m
- Cabinet Design: Rounded Corner MDF Cabinets
- Dimensions (H x W x D): 39¹/₁₆" x 8⁷/₁₆" x 9¹/₂"



Protege LB62 6" Bookshelf Speakers

ITEM	U/M
LB62	Pair

Our top bookshelf speakers are perfect for smaller systems and surround sound. Features 6" graphite woofers, 1" silk dome tweeters and 100 watt power handling. The LB62 has a matte black finish and removable black grilles with neo-magnets, integrated flush mounted single-slot wall mounts and threaded brass inserts for OmniMount 15.0 Wall or 15.0 Ceiling brackets. Add the LDA5 speaker to turn the LB62 into an immersive sound system compatible with height & effect.

- Power Handling: 100 Watts
- Frequency Response: 74Hz - 20kHz
- Impedance: 6Ω
- Sensitivity: 87dB 2.83V/1m
- Cabinet Design: Rounded Corner MDF Cabinets
- Dimensions (H x W x D): 13¹/₈" x 8⁷/₁₆" x 9¹/₂"

Protege LB52 5" Bookshelf Speakers

ITEM	U/M
LB52	Pair

A small bookshelf speaker that delivers spectacular sound in tight spaces and works great for home theater systems, too. Features 5" graphite woofers, 1" silk dome tweeters and 80 watt power handling. The LB52 has a matte black finish and removable black grilles with neo-magnets, integrated flush mounted single-slot wall mounts and threaded brass inserts for OmniMount 15.0 Wall or 15.0 Ceiling brackets and OmniMount 10.0 Wall / Ceiling brackets.

- Power Handling: 80 Watts
- Frequency Response: 78Hz - 20kHz
- Impedance: 6Ω
- Sensitivity: 86dB 2.83V/1m
- Cabinet Design: Rounded Corner MDF Cabinets
- Dimensions (H x W x D): 11³/₄" x 7³/₁₆" x 8¹/₂"



PROFICIENT

Protege™

Cabinet Speakers



Protege LSB3 3-Channel Passive Soundbar

ITEM
LSB3 **U/M**
Each

Use this three-channel passive soundbar with any A/V receiver to build a compact yet powerful home theater system. Features six 3" graphite woofers, three 1" silk dome tweeters and 60 watt (per channel) power handling. The LSB3 has a matte black finish and removable black grille with neo-magnets. Includes a Proficient-designed horizontally adjustable wall-mounting bracket.

- Power Handling: 60 Watts (per channel)
- Frequency Response: 140Hz - 20kHz
- Impedance: 6Ω
- Sensitivity: 88dB 2.83V/1m
- Cabinet Design: Rounded Corner MDF Cabinets
- Dimensions (H x W x D): 5³/₁₆" x 39¹³/₁₆" x 2³/₄"

Protege LCRE5 Dual 5" LCR & Effect Speaker

ITEM
LCRE5 **U/M**
Each

Our best LCR & effect speaker delivers high power from its two 5" graphite woofers, a 1" silk dome tweeter and 100 watt power handling. Features a matte black finish, removable black grille with neo-magnets and two integrated flush mounted cross-slotted wall mounts. Easily mounts horizontally or vertically.

- Power Handling: 100 Watts
- Frequency Response: 74Hz - 20kHz
- Impedance: 6Ω
- Sensitivity: 87dB 2.83V/1m
- Cabinet Design: Rounded Corner MDF Cabinets
- Dimensions (H x W x D): 7³/₁₆" x 20" x 4"



Protege LCRE4 Dual 4" LCR & Effect Speaker

ITEM
LCRE4 **U/M**
Each

A compact LCR & effect speaker that's perfect for small media rooms, dens and compact stereo systems. Features two 4" graphite woofers, a 1" silk dome tweeter and 90 watt power handling. The LCRE4 has a matte black finish, removable black grille with neo-magnets and two integrated flush mounted cross-slotted wall mounts. Easily mounts horizontally or vertically.

- Power Handling: 90 Watts
- Frequency Response: 80Hz - 20kHz
- Impedance: 6Ω
- Sensitivity: 86dB 2.83V/1m
- Cabinet Design: Rounded Corner MDF Cabinets
- Dimensions (H x W x D): 6³/₁₆" x 20" x 4"



Protege LDA5 5" Dolby Atmos® Speakers

ITEM
LDA5 **U/M**
Pair

Our Dolby Atmos enabled loudspeakers reflect sound off the ceiling for immersive Dolby Atmos and DTS:X surround sound. Features a slanted speaker baffle, 5" graphite woofers, 1" silk dome tweeters and 60 watt power handling. The LDA5 features a matte black finish, removable black grilles with neo-magnets and integrated flush mounted single-slot wall mounts. Designed to sit on top of the LFS6 or LB62, or mount on the wall below the ceiling.

- Power Handling: 60 Watts
- Frequency Response: 120Hz - 20kHz
- Impedance: 6Ω
- Sensitivity: 84dB 2.83V/1m
- Cabinet Design: Rounded Corner MDF Cabinets
- Dimensions (H x W x D): 5⁷/₈" x 6⁷/₈" x 10¹/₄"



Signature Design,



Exceptional Sound

A flagship product line built for the few, not the many. Its creation is free of restrictions that favor bottom line compromise ahead of top line performance. These considerations led us to produce Proficient Signature Speaker Series.

It's our best of everything, an all star lineup featuring nine flagship speakers from home theater to whole house audio. Each speaker represents an unmatched combination of power, precision and performance. Proficient Signature Speakers are all about qualities rarely seen working and playing well together in many other speaker brands. Like value and luxury. Innovation and tradition. Exuberance and poise.

The Proficient Signature Speakers series is where sound performance you never thought possible becomes something you just can't live without.

PROFICIENT
Signature[™]

PROFICIENT

Signature LCR Speakers

Signature C1075s 10" Ceiling LCR Speaker

ITEM U/M
C1075s Each

One LCR ceiling speaker with woofer and midrange/tweeter bridge fixed at a 15° angle. 10" Kevlar® woofer, 3" pivoting Kevlar® midrange, 1" pivoting aluminum dome tweeter, ±3dB midrange & treble contour switches and 200 watt power handling. Required for installation, the included PCB-C1000 bracket is designed for new construction as well as retrofit applications.

- Replaces C1031 Ceiling LCR Speaker
- Power Handling: 200 Watts
- Frequency Response: 25Hz - 22kHz
- Impedance: 4Ω
- Sensitivity: 94dB 1W/1m
- Includes Thin-Bezel Grille held by Neo Magnets
- Diameter x Depth: 13³/₈" x 7⁷/₈"
- Ceiling Cut Out: 11⁷/₈"



Signature C875s 8" Ceiling LCR Speaker

ITEM U/M
C875s Each

One LCR ceiling speaker with woofer and tweeter bridge fixed at a 15° angle. 8" Kevlar® woofer and 1" pivoting aluminum dome tweeter, ±3dB bass & treble contour switches and 175 watt power handling.

- Replaces C871 Ceiling LCR Speaker
- Power Handling: 175 Watts
- Frequency Response: 28Hz - 22kHz
- Impedance: 8Ω
- Sensitivity: 92dB 1W/1m
- Includes Thin-Bezel Grille held by Neo Magnets
- Diameter x Depth: 11¹/₈" x 5³/₄"
- Ceiling Cut Out: 9³/₄"

Signature C675s 6½" Ceiling LCR Speaker

ITEM U/M
C675s Each

One LCR ceiling speaker with woofer and tweeter bridge fixed at a 15° angle. 6½" Kevlar® woofer and 1" pivoting aluminum dome tweeter and 125 watt power handling.

- New Ceiling LCR Speaker
- Power Handling: 125 Watts
- Frequency Response: 32Hz - 22kHz
- Impedance: 8Ω
- Sensitivity: 90dB 1W/1m
- Includes Thin-Bezel Grille held by Neo Magnets
- Diameter x Depth: 9¹/₄" x 3¹⁵/₁₆"
- Ceiling Cut Out: 8¹/₄"



Signature IW675s 6½" Inwall LCR Speaker

ITEM U/M
IW675s Each

One inwall LCR speaker with two 6½" Kevlar® woofers, 1" pivoting aluminum dome tweeter, ±3dB bass & treble contour switches and 150 watt power handling. Fits horizontally between 16" on-center wall studs.

- Replaces IW655 Inwall LCR Speaker
- Power Handling: 150 Watts
- Frequency Response: 40Hz - 22kHz
- Impedance: 8Ω
- Sensitivity: 90dB 1W/1m
- Includes Thin-Bezel Grille held by Neo Magnets
- Dimensions (H x W x D): 9" x 16¹/₈" x 3³/₁₆"
- Wall Cut Out (H x W): 7¹/₂" x 14¹/₂"

Signature IW575s 5¼" Inwall LCR Speaker

ITEM U/M
IW575s Each

One inwall LCR speaker with two 5¼" Kevlar® woofers, 1" pivoting aluminum dome tweeter, ±3dB bass & treble contour switches and 125 watt power handling.

- Replaces IW555 Inwall LCR Speaker
- Power Handling: 125 Watts
- Frequency Response: 50Hz - 22kHz
- Impedance: 8Ω
- Sensitivity: 88dB 1W/1m
- Includes Thin-Bezel Grille held by Neo Magnets
- Dimensions (H x W x D): 8" x 15¹⁵/₁₆" x 3³/₈"
- Wall Cut Out (H x W): 6³/₁₆" x 14¹/₂"



Signature

Whole-House Speakers



Signature C895s 8" Ceiling Speakers

ITEM
C895s **U/M**
Pair

One pair of ceiling speakers with 8" Kevlar® woofers, cast magnesium woofer baskets, 1" pivoting aluminum dome tweeters, ± 3 dB bass & treble contour switches and 175 watt power handling.

- Replaces C851 Ceiling Speakers
- Power Handling: 175 Watts
- Frequency Response: 28Hz - 22kHz
- Impedance: 8 Ω
- Sensitivity: 92dB 1W/1m
- Includes Thin-Bezel Grilles held by Neo Magnets
- Diameter x Depth: 11 $\frac{1}{8}$ " x 4 $\frac{1}{2}$ "
- Ceiling Cut Out: 9 $\frac{3}{4}$ "

Signature C695s 6 $\frac{1}{2}$ " Ceiling Speakers

ITEM
C695s **U/M**
Pair

One pair of ceiling speakers with 6 $\frac{1}{2}$ " Kevlar® woofers, cast magnesium woofer baskets, 1" pivoting aluminum dome tweeters, +3dB bass & treble contour switches and 150 watt power handling.

- Replaces C646 Ceiling Speakers
- Power Handling: 150 Watts
- Frequency Response: 32Hz - 22kHz
- Impedance: 8 Ω
- Sensitivity: 90dB 1W/1m
- Includes Thin-Bezel Grilles held by Neo Magnets
- Diameter x Depth: 9 $\frac{1}{4}$ " x 3 $\frac{1}{16}$ "
- Ceiling Cut Out: 8 $\frac{1}{4}$ "



Signature W695s 6 $\frac{1}{2}$ " Inwall Speakers

ITEM
W695s **U/M**
Pair

One pair of inwall speakers with 6 $\frac{1}{2}$ " Kevlar® woofers, cast magnesium woofer baskets, 1" pivoting aluminum dome tweeters, +3dB bass & treble contour switches and 150 watt power handling.

- Replaces W692 Inwall Speakers
- Power Handling: 150 Watts
- Frequency Response: 32Hz - 22kHz
- Impedance: 8 Ω
- Sensitivity: 90dB 1W/1m
- Includes Thin-Bezel Grilles held by Neo Magnets
- Dimensions (H x W x D): 12 $\frac{1}{4}$ " x 8 $\frac{3}{16}$ " x 3 $\frac{3}{8}$ "
- Wall Cut Out (H x W): 10 $\frac{7}{8}$ " x 6 $\frac{3}{4}$ "

Whole-House Ceiling Speakers



Protege C801

ITEM U/M
PAS11801 Pair

One pair of ceiling speakers with 8" graphite woofers, 1" pivoting aluminum dome tweeters, +3dB bass & treble contour switches and 150 watt power handling.

- Replaces C800 Ceiling Speakers
- Power Handling: 150 Watts
- Frequency Response: 28Hz - 22kHz
- Impedance: 8Ω
- Sensitivity: 92dB 1W/1m
- Includes Thin-Bezel Grilles held by Neo Magnets
- Diameter x Depth: 11 $\frac{1}{8}$ " x 4 $\frac{1}{4}$ "
- Ceiling Cut Out: 9 $\frac{3}{4}$ "

Protege C791

ITEM U/M
PAS11791 Pair

One pair of ceiling speakers with 8" polypropylene woofers, 1" pivoting soft dome tweeters and 125 watt power handling.

- Replaces C790 Ceiling Speakers
- Power Handling: 125 Watts
- Frequency Response: 36Hz - 20kHz
- Impedance: 8Ω
- Sensitivity: 92dB 1W/1m
- Includes Thin-Bezel Grilles held by Neo Magnets
- Diameter x Depth: 11 $\frac{1}{8}$ " x 4 $\frac{1}{4}$ "
- Ceiling Cut Out: 9 $\frac{3}{4}$ "



Signature C695s

ITEM U/M
C695s Pair

One pair of ceiling speakers with 6 $\frac{1}{2}$ " Kevlar® woofers, cast magnesium woofer baskets, 1" pivoting aluminum dome tweeters, +3dB bass & treble contour switches and 150 watt power handling.

- Replaces C646 Ceiling Speakers
- Power Handling: 150 Watts
- Frequency Response: 32Hz - 22kHz
- Impedance: 8Ω
- Sensitivity: 90dB 1W/1m
- Includes Thin-Bezel Grilles held by Neo Magnets
- Diameter x Depth: 9 $\frac{1}{4}$ " x 3 $\frac{5}{16}$ "
- Ceiling Cut Out: 8 $\frac{1}{4}$ "

Protege C641

ITEM U/M
PAS11641 Pair

One pair of ceiling speakers with 6 $\frac{1}{2}$ " graphite woofers, 1" pivoting aluminum dome tweeters, +3dB bass & treble contour switches and 125 watt power handling.

- Replaces C640 Ceiling Speakers
- Power Handling: 125 Watts
- Frequency Response: 32Hz - 22kHz
- Impedance: 8Ω
- Sensitivity: 92dB 1W/1m
- Includes Thin-Bezel Grilles held by Neo Magnets
- Diameter x Depth: 9 $\frac{1}{4}$ " x 3 $\frac{5}{8}$ "
- Ceiling Cut Out: 8 $\frac{1}{4}$ "



Protege C626

ITEM U/M
PAS11626 Pair

One pair of ceiling speakers with 6 $\frac{1}{2}$ " graphite woofers, 1" pivoting silk dome tweeters and 100 watt power handling.

- Replaces C625 Ceiling Speakers
- Power Handling: 100 Watts
- Frequency Response: 45Hz - 20kHz
- Impedance: 8Ω
- Sensitivity: 91dB 1W/1m
- Includes Thin-Bezel Grilles held by Neo Magnets
- Diameter x Depth: 9 $\frac{1}{4}$ " x 4"
- Ceiling Cut Out: 8 $\frac{1}{4}$ "

Whole-House Ceiling Speakers

Protege C635

One pair of ceiling speakers with 6½" aluminum woofers, 1" pivoting titanium dome tweeters and 100 watt power handling.

- New Ceiling Speakers
- Power Handling: 100 Watts
- Frequency Response: 40Hz - 22kHz
- Impedance: 8Ω
- Sensitivity: 92dB 1W/1m
- Includes Thin-Bezel Grilles held by Neo Magnets
- Diameter x Depth: 9¼" x 3¼"
- Ceiling Cut Out: 8¼"

ITEM U/M
C635 Pair



Protege C621

One pair of ceiling speakers with 6½" polypropylene woofers, 1" pivoting silk dome tweeters and 100 watt power handling.

- Replaces C620 Ceiling Speakers
- Power Handling: 100 Watts
- Frequency Response: 45Hz - 20kHz
- Impedance: 8Ω
- Sensitivity: 91dB 1W/1m
- Includes Thin-Bezel Grilles held by Neo Magnets
- Diameter x Depth: 9¼" x 3⅝"
- Ceiling Cut Out: 8¼"

ITEM U/M
PAS11621 Pair

Protege C612

One pair of ceiling speakers with 6½" polypropylene woofers, 1" pivoting soft dome tweeters and 85 watt power handling.

- Replaces C610 Ceiling Speakers
- Power Handling: 85 Watts
- Frequency Response: 45Hz - 20kHz
- Impedance: 8Ω
- Sensitivity: 91dB 1W/1m
- Includes Thin-Bezel Grilles held by Neo Magnets
- Diameter x Depth: 9¼" x 3⅝"
- Ceiling Cut Out: 8¼"

ITEM U/M
PAS11612 Pair



Protege C606

One pair of ceiling speakers with 6½" polypropylene woofers, ¾" soft dome tweeters and 75 watt power handling.

- Replaces C605 Ceiling Speakers
- Power Handling: 75 Watts
- Frequency Response: 45Hz - 20kHz
- Impedance: 8Ω
- Sensitivity: 90dB 1W/1m
- Includes Thin-Bezel Grilles held by Neo Magnets
- Diameter x Depth: 9¼" x 3⅝"
- Ceiling Cut Out: 8¼"

ITEM U/M
PAS11606 Pair

Protege C501

One pair of ceiling speakers with 5¼" polypropylene woofers, ½" pivoting polyamide hard dome tweeters and 75 watt power handling.

- Replaces C500 Ceiling Speakers
- Power Handling: 75 Watts
- Frequency Response: 40Hz - 20kHz
- Impedance: 8Ω
- Sensitivity: 90dB 1W/1m
- Includes Thin-Bezel Grilles held by Neo Magnets
- Diameter x Depth: 7¾" x 3¼"
- Ceiling Cut Out: 6⅞"

ITEM U/M
PAS11501 Pair



LCR Speakers

Signature C1075s

ITEM U/M
C1075s Each

One LCR ceiling speaker with woofer and midrange/tweeter bridge fixed at a 15° angle. 10" Kevlar® woofer, 3" pivoting Kevlar® midrange, 1" pivoting aluminum dome tweeter, ±3dB midrange & treble contour switches and 200 watt power handling. Required for installation, the included PCB-C1000 bracket is designed for new construction as well as retrofit applications.

- Replaces C1031 Ceiling LCR Speaker
- Power Handling: 200 Watts
- Frequency Response: 25Hz - 22kHz
- Impedance: 4Ω
- Sensitivity: 94dB 1W/1m
- Includes Thin-Bezel Grille held by Neo Magnets
- Diameter x Depth: 13³/₈" x 7⁷/₈"
- Ceiling Cut Out: 11⁷/₈"



Signature C875s

ITEM U/M
C875s Each

One LCR ceiling speaker with woofer and tweeter bridge fixed at a 15° angle. 8" Kevlar® woofer and 1" pivoting aluminum dome tweeter, ±3dB bass & treble contour switches and 175 watt power handling.

- Replaces C871 Ceiling LCR Speaker
- Power Handling: 175 Watts
- Frequency Response: 28Hz - 22kHz
- Impedance: 8Ω
- Sensitivity: 92dB 1W/1m
- Includes Thin-Bezel Grille held by Neo Magnets
- Diameter x Depth: 11¹/₈" x 5³/₄"
- Ceiling Cut Out: 9³/₄"

Protege C841

ITEM U/M
PAS13841 Each

One LCR ceiling speaker with woofer and tweeter bridge fixed at a 15° angle. 8" graphite woofer and 1" pivoting silk dome tweeter, ±3dB bass & treble contour switches and 150 watt power handling.

- Replaces C840 Ceiling LCR Speaker
- Power Handling: 150 Watts
- Frequency Response: 40Hz - 22kHz
- Impedance: 8Ω
- Sensitivity: 92dB 1W/1m
- Includes Thin-Bezel Grille held by Neo Magnets
- Diameter x Depth: 11¹/₈" x 5⁷/₈"
- Ceiling Cut Out: 9³/₄"



Signature C675s

ITEM U/M
C675s Each

One LCR ceiling speaker with woofer and tweeter bridge fixed at a 15° angle. 6¹/₂" Kevlar® woofer and 1" pivoting aluminum dome tweeter and 125 watt power handling.

- New Ceiling LCR Speaker
- Power Handling: 125 Watts
- Frequency Response: 32Hz - 22kHz
- Impedance: 8Ω
- Sensitivity: 90dB 1W/1m
- Includes Thin-Bezel Grille held by Neo Magnets
- Diameter x Depth: 9¹/₄" x 3¹/₁₆"
- Ceiling Cut Out: 8¹/₄"

Protege C661

ITEM U/M
PAS13661 Each

One LCR ceiling speaker with woofer and tweeter bridge fixed at a 15° angle. 6¹/₂" graphite woofer and 1" pivoting aluminum dome tweeter and 125 watt power handling.

- Replaces C660 Ceiling LCR Speaker
- Power Handling: 125 Watts
- Frequency Response: 36Hz - 22kHz
- Impedance: 8Ω
- Sensitivity: 92dB 1W/1m
- Includes Thin-Bezel Grille held by Neo Magnets
- Diameter x Depth: 9¹/₄" x 4⁹/₁₆"
- Ceiling Cut Out: 8¹/₄"



LCR Speakers

Protege C651

ITEM U/M
PAS13651 Each

One LCR ceiling speaker with woofer and tweeter bridge fixed at a 15° angle. 6½" polypropylene woofer and 1" pivoting silk dome tweeter and 100 watt power handling.

- Replaces C650 Ceiling LCR Speaker
- Power Handling: 100 Watts
- Frequency Response: 45Hz - 20kHz
- Impedance: 8Ω
- Sensitivity: 91dB 1W/1m
- Includes Thin-Bezel Grille held by Neo Magnets
- Diameter x Depth: 9¼" x 4⅞"
- Ceiling Cut Out: 8¼"



Signature IW675s

ITEM U/M
IW675s Each



One inwall LCR speaker with two 6½" Kevlar® woofers, 1" pivoting aluminum dome tweeter, ±3dB bass & treble contour switches and 150 watt power handling. Fits horizontally between 16" on-center wall studs.

- Replaces IW655 Inwall LCR Speaker
- Power Handling: 150 Watts
- Frequency Response: 40Hz - 22kHz
- Impedance: 8Ω
- Sensitivity: 90dB 1W/1m
- Includes Thin-Bezel Grille held by Neo Magnets
- Dimensions (H x W x D): 9" x 16⅞" x 3⅜"
- Wall Cut Out (H x W): 7½" x 14½"

Protege IW630

ITEM U/M
PAS22630 Each

One inwall LCR speaker with two 6½" graphite woofers, 1" pivoting soft dome tweeter, ±3dB bass & treble contour switches and 125 watt power handling. Fits horizontally between 16" on-center wall studs.

- Replaces IW625 Inwall LCR Speaker
- Power Handling: 125 Watts
- Frequency Response: 55Hz - 20kHz
- Impedance: 8Ω
- Sensitivity: 90dB 1W/1m
- Includes Thin-Bezel Grille held by Neo Magnets
- Dimensions (H x W x D): 9" x 16⅞" x 3"
- Wall Cut Out (H x W): 7½" x 14½"



Signature IW575s

ITEM U/M
IW575s Each



One inwall LCR speaker with two 5¼" Kevlar® woofers, 1" pivoting aluminum dome tweeter, ±3dB bass & treble contour switches and 125 watt power handling.

- Replaces IW555 Inwall LCR Speaker
- Power Handling: 125 Watts
- Frequency Response: 50Hz - 22kHz
- Impedance: 8Ω
- Sensitivity: 88dB 1W/1m
- Includes Thin-Bezel Grille held by Neo Magnets
- Dimensions (H x W x D): 8" x 15⅞" x 3⅞"
- Wall Cut Out (H x W): 6⅞" x 14½"

Protege IW530

ITEM U/M
PAS22530 Each

One inwall LCR speaker with two 5¼" graphite woofers, 1" pivoting aluminum dome tweeter, ±3dB bass & treble contour switches and 100 watt power handling.

- Replaces IW525 Inwall LCR Speaker
- Power Handling: 100 Watts
- Frequency Response: 65Hz - 20kHz
- Impedance: 8Ω
- Sensitivity: 88dB 1W/1m
- Includes Thin-Bezel Grille held by Neo Magnets
- Dimensions (H x W x D): 8" x 15⅞" x 3⅞"
- Wall Cut Out (H x W): 6⅞" x 14½"



Whole-House Inwall Speakers



Protege W802

ITEM U/M
PAS21802 Pair

One pair of inwall speakers with 8" graphite woofers, 1" pivoting aluminum dome tweeters, +3dB bass & treble contour switches and 150 watt power handling.

- Replaces W800 Inwall Speakers
- Power Handling: 150 Watts
- Frequency Response: 28Hz - 22kHz
- Impedance: 8Ω
- Sensitivity: 92dB 1W/1m
- Includes Thin-Bezel Grilles held by Neo Magnets
- Dimensions (H x W x D): 14 $\frac{7}{8}$ " x 10 $\frac{1}{8}$ " x 3 $\frac{3}{4}$ "
- Wall Cut Out (H x W): 13 $\frac{5}{8}$ " x 8 $\frac{3}{4}$ "

Signature W695s

ITEM U/M
W695s Pair

One pair of inwall speakers with 6 $\frac{1}{2}$ " Kevlar® woofers, cast magnesium woofer baskets, 1" pivoting aluminum dome tweeters, +3dB bass & treble contour switches and 150 watt power handling.

- Replaces W692 Inwall Speakers
- Power Handling: 150 Watts
- Frequency Response: 32Hz - 22kHz
- Impedance: 8Ω
- Sensitivity: 90dB 1W/1m
- Includes Thin-Bezel Grilles held by Neo Magnets
- Dimensions (H x W x D): 12 $\frac{1}{4}$ " x 8 $\frac{3}{16}$ " x 3 $\frac{3}{8}$ "
- Wall Cut Out (H x W): 10 $\frac{7}{8}$ " x 6 $\frac{3}{4}$ "



Protege W672

ITEM U/M
PAS21672 Pair

One pair of inwall speakers with 6 $\frac{1}{2}$ " polypropylene woofers, 1" pivoting silk dome tweeters and 100 watt power handling.

- Replaces W667 Inwall Speakers
- Power Handling: 100 Watts
- Frequency Response: 36Hz - 20kHz
- Impedance: 8Ω
- Sensitivity: 91dB 1W/1m
- Includes Thin-Bezel Grilles held by Neo Magnets
- Dimensions (H x W x D): 12 $\frac{1}{4}$ " x 8 $\frac{3}{16}$ " x 3 $\frac{1}{8}$ "
- Wall Cut Out (H x W): 10 $\frac{7}{8}$ " x 6 $\frac{3}{4}$ "

Twin-Tweeter Ceiling Speakers



Protege C825TT

ITEM U/M
PAS12825 Each

One ceiling speaker with 8" dual voice coil graphite woofer, two 1" pivoting aluminum dome tweeters, +3dB bass & treble contour switches and 150 watt power handling.

- Replaces C800TT Single Stereo Ceiling Speaker
- Power Handling: 150 Watts
- Frequency Response: 28Hz - 22kHz
- Impedance: 8Ω
- Sensitivity: 92dB 1W/1m
- Includes Thin-Bezel Grille held by Neo Magnets
- Diameter x Depth: 11¹/₈" x 4¹/₄"
- Ceiling Cut Out: 9³/₄"

Protege C625TT

ITEM U/M
PAS12625 Each

One ceiling speaker with 6¹/₂" dual voice coil polypropylene woofer, two 1/2" hard dome tweeters and 75 watt power handling.

- Replaces C600TT Single Stereo Ceiling Speaker
- Power Handling: 75 Watts
- Frequency Response: 36Hz - 20kHz
- Impedance: 8Ω
- Sensitivity: 92dB 1W/1m
- Includes Thin-Bezel Grille held by Neo Magnets
- Diameter x Depth: 9¹/₄" x 3³/₈"
- Ceiling Cut Out: 8¹/₄"



The New Generation of



THE NEXT
EVOLUTION OF
Sunfire[®]
TECHNOLOGY



The Legacy Lives On

Proficient® Subwoofers.

The 2021 lineup of Proficient® Audio Subwoofers adds heavyweight performers to each performance series. Building on the legacy of innovation and technology from our Sunfire® subwoofers the Reference, Signature and Protege Series of Subwoofers are ready to bring the bass.

With legendary High Back EMF design allowing for an ultra-compact power to size ratio the new subwoofers are setting a new standard for bass performance. These high-powered subwoofers deliver an immersive audio experience that can both be felt and heard.

2021 brings an added focus on wireless technologies led by the Sub Station app to control subwoofer tuning and auto EQ with DSP and room correction. The redesigned wireless audio kit now transmits at 5Ghz frequency for an interference-free bass experience. Whether you are using a single sub or multiple, Proficient Audio gives you the flexibility to achieve the best possible sound for any room.



Powered Subwoofers

Reference FTEQ-12 Dual 12" Subwoofer

ITEM
FTEQ12 U/M
Each

Featuring dual 12" force-cancelling active Kevlar drivers, Dual Monoblock Class D Amplifier with 500 Watt RMS and 1000 Watt Peak, with onboard DSP that offers wireless setup and control via a mobile device app. Luxury Piano Black Cabinet.

- Amplifier Type: Class D Amp
- Power Rating Continuous: 500 Watts x2 RMS
- Power Rating Peak: 1000 Watts x2 Peak
- Frequency Response: 17Hz - 200Hz
- Inputs: RCA and XLR Balanced
- Outputs: RCA and XLR Balanced
- Voltage: 100v-240v, 50Hz - 60Hz Selectable
- APP Based DSP with Auto Room Correction
- Phase Switch: 0 - 180° Variable
- Crossover: 40Hz - 500Hz
- Finish: Luxury Piano Black Cabinet
- Dampened Rubber Feet
- Dimensions (H x W x D): 19.2" x 18.1" x 17.7"
- Weight: 102.5 lbs



Signature FRS-12 12" Subwoofer

ITEM
FRS12 U/M
Each

A high excursion, fiber-glass reinforced 12" front-firing woofer, Class D Amplifier with 500 Watt RMS and 1000 Watt Peak. App based tuning includes auto-EQ function with digital room correction and DSP. Luxury piano black cabinet.

- Amplifier Type: Class D Amp
- Power Rating Continuous: 500 Watts RMS
- Power Rating Peak: 1000 Watts Peak
- Frequency Response: 20Hz - 200Hz
- Inputs: Left & Right Line Level, LFE
- Outputs: Line Level High-Pass
- Voltage: 100v - 240v, 50Hz - 60Hz Selectable
- APP Based DSP with Auto Room Correction
- Phase Switch: 0 - 180° Variable
- Crossover: 40Hz - 500Hz; Bypass
- Finish: Luxury Piano Black Cabinet
- Dampened Rubber Feet
- Dimensions (H x W x D): 13.8" x 14.2" x 14.6"
- Weight: 41.9 lbs



Signature FRS-10 10" Subwoofer

ITEM
FRS10 U/M
Each

A high excursion, fiber-glass reinforced 10" front-firing woofer, Class D Amplifier with 500 Watt RMS and 1000 Watt Peak. App based tuning includes auto-EQ function with digital room correction and DSP. Luxury piano black cabinet.

- Amplifier Type: Class D Amp
- Power Rating Continuous: 500 Watts RMS
- Power Rating Peak: 1000 Watts Peak
- Frequency Response: 24Hz - 200Hz
- Inputs: Left & Right Line Level, LFE
- Outputs: Line Level High-Pass
- Voltage: 100v - 240v, 50Hz-60Hz Selectable
- APP Based DSP with Auto Room Correction
- Phase Switch: 0 - 180° Variable
- Crossover: 40Hz - 500Hz; Bypass
- Finish: High-Gloss Black MDF Cabinet
- Dampened Rubber Feet
- Dimensions (H x W x D): 12.2" x 12.6" x 13"
- Weight: 34.6 lbs



Signature FRS-8 8" Subwoofer

ITEM
FRS8 U/M
Each

A high excursion, fiber-glass reinforced 8" front-firing woofer, Class D Amplifier with 300 Watt RMS and 1000 Watt Peak. App based tuning includes auto-EQ function with digital room correction and DSP. Luxury piano black cabinet.

- Amplifier Type: Class D Amp
- Power Rating Continuous: 300 Watts RMS
- Power Rating Peak: 1000 Watts Peak
- Frequency Response: 24Hz - 200Hz
- Inputs: Left & Right Line Level, LFE
- Outputs: Line Level High-Pass
- Voltage: 100v - 240v, 50Hz - 60Hz Selectable
- APP Based DSP with Auto Room Correction
- Phase Switch: 0 - 180° Variable
- Crossover: 40Hz - 500Hz; Bypass
- Finish: High-Gloss Black MDF Cabinet
- Dampened Rubber Feet
- Dimensions (H x W x D): 10.3" x 10.7" x 11.1"
- Weight: 22.5 lbs



Powered Subwoofers

Protege FDS-15 Triple 15" Subwoofer

ITEM FDS15 U/M Each

Featuring triple 15" polypropylene drivers with single active woofer and dual passive radiators. Powered by a Class D amplifier with 500 Watt RMS and 1000 Watt Peak. Matte black finished cabinet with built-in 5V USB with integrated mount for supported wireless audio kit.

- Amplifier Type: Class D Amp
- Power Rating Continuous: 500 Watts RMS
- Power Rating Peak: 1000 Watts Peak
- Frequency Response: 19Hz - 160Hz
- Inputs: Left & Right Line Level, LFE
- Outputs: Line Level High-Pass
- Voltage: 100v - 240v, 50Hz - 60Hz Selectable
- Phase Switch: 0 - 180°
- Crossover: 50Hz - 160Hz
- Finish: Matte Black Finish
- Dampened Rubber Feet
- Dimensions (H x W x D): 19" x 20" x 19.75"
- Weight: 65.5 lbs



Protege FDS-12 Triple 12" Subwoofer

ITEM FDS12 U/M Each

Featuring triple 12" polypropylene drivers with single active woofer and dual passive radiators. Powered by a Class D amplifier with 300 Watt RMS and 600 Watt Peak. Matte black finished cabinet with built-in 5V USB with integrated mount for supported wireless audio kit.

- Amplifier Type: Class D Amp
- Power Rating Continuous: 300 Watts RMS
- Power Rating Peak: 600 Watts Peak
- Frequency Response: 24Hz - 160Hz
- Inputs: Left & Right Line Level, LFE
- Outputs: Line Level High-Pass
- Voltage: 100v - 240v, 50Hz - 60Hz Selectable
- Phase Switch: 0 - 180°
- Crossover: 50Hz - 160Hz
- Finish: Matte Black Finish
- Dampened Rubber Feet
- Dimensions (H x W x D): 14.75" x 15.46" x 15.5"
- Weight: 37.7 lbs



Protege FDS-10 Triple 10" Subwoofer

ITEM FDS10 U/M Each

Featuring triple 10" polypropylene drivers with single active woofer and dual passive radiators. Powered by a Class D amplifier with 250 Watt RMS and 500 Watt Peak. Matte black finished cabinet with built-in 5V USB with integrated mount for supported wireless audio kit.

- Amplifier Type: Class D Amp
- Power Rating Continuous: 250 Watts RMS
- Power Rating Peak: 500 Watts Peak
- Frequency Response: 24Hz - 160Hz
- Inputs: Left & Right Line Level, LFE
- Outputs: Line Level High-Pass
- Voltage: 100v - 240v, 50Hz - 60Hz Selectable
- Phase Switch: 0 - 180°
- Crossover: 50Hz - 160Hz
- Finish: Matte Black Finish
- Dampened Rubber Feet
- Dimensions (H x W x D): 13.9" x 13.87" x 13.15"
- Weight: 30.1 lbs



Protege FDS-8 Triple 8" Subwoofer

ITEM FDS8 U/M Each

Featuring triple 8" polypropylene drivers with single active woofer and dual passive radiators. Powered by a Class D amplifier with 200 Watt RMS and 400 Watt Peak. Matte black finished cabinet with built-in 5V USB with integrated mount for supported wireless audio kit.

- Amplifier Type: Class D Amp
- Power Rating Continuous: 200 Watts RMS
- Power Rating Peak: 400 Watts Peak
- Frequency Response: 29Hz - 160Hz
- Inputs: Left & Right Line Level, LFE
- Outputs: Line Level High-Pass
- Voltage: 100v - 240v, 50Hz - 60Hz Selectable
- Phase Switch: 0 - 180°
- Crossover: 50Hz - 160Hz; Bypass
- Finish: Matte Black Finish
- Dampened Rubber Feet
- Dimensions (H x W x D): 11.73" x 12.44" x 12.48"
- Weight: 23.3 lbs



Powered Subwoofers

Protege FS12 12" Floor Standing Sub

ITEM U/M
FS12 Each

One dual-drive subwoofer with 12" front-firing polypropylene-coated fiber composite woofer, 12" down-firing passive radiator and Class D Amp with 300 watts RMS, 600 watts peak. Anti-clipping circuitry assures high output with low distortion. Black wood grain vinyl finish and dampened rubber feet.

- Amplifier Type: Class D Amp
- Power Rating Continuous: 300 Watts RMS
- Power Rating Peak: 600 Watts Peak
- Frequency Response: 28Hz - 150Hz
- Subwoofer Output: 106dB SPL
- Inputs: Left & Right Line Level, LFE
- Outputs: Line Level High-Pass
- Protection: Anti-Clipping Circuitry
- Power On/Off: Auto Sensing
- Phase Switch: 0 - 180°
- Crossover: 50Hz - 150Hz; Bypass
- Finish: Black Wood Grain Vinyl
- Dampened Rubber Feet
- Dimensions (H x W x D): 16⁵/₈" x 14¹/₂" x 15¹/₂"
- Weight: 35 lbs



Protege FS10 10" Floor Standing Sub

ITEM U/M
FS10 Each

One dual-drive subwoofer with 10" front-firing polypropylene-coated fiber composite woofer, 10" down-firing passive radiator and Class D Amp with 250 watts RMS, 500 watts peak. Anti-clipping circuitry assures high output with low distortion. Black wood grain vinyl finish and dampened rubber feet.

- Amplifier Type: Class D Amp
- Power Rating Continuous: 250 Watts RMS
- Power Rating Peak: 500 Watts Peak
- Frequency Response: 30Hz - 150Hz
- Subwoofer Output: 103dB SPL
- Inputs: Left & Right Line Level, LFE
- Outputs: Line Level High-Pass
- Protection: Anti-Clipping Circuitry
- Power On/Off: Auto Sensing
- Phase Switch: 0 - 180°
- Crossover: 50Hz - 150Hz; Bypass
- Finish: Black Wood Grain Vinyl
- Dampened Rubber Feet
- Dimensions (H x W x D): 15¹/₈" x 13¹/₄" x 14"
- Weight: 27 lbs



Protege FS8 8" Floor Standing Sub

ITEM U/M
FS8 Each

One dual-drive subwoofer with 8" front-firing polypropylene-coated fiber composite woofer, 8" down-firing passive radiator and Class D Amp with 200 watts RMS, 400 watts peak. Anti-clipping circuitry assures high output with low distortion. Black wood grain vinyl finish and dampened rubber feet.

- Amplifier Type: Class D Amp
- Power Rating Continuous: 200 Watts RMS
- Power Rating Peak: 400 Watts Peak
- Frequency Response: 32Hz - 150Hz
- Subwoofer Output: 100dB SPL
- Inputs: Left & Right Line Level, LFE
- Outputs: Line Level High-Pass
- Protection: Anti-Clipping Circuitry
- Power On/Off: Auto Sensing
- Phase Switch: 0 - 180°
- Crossover: 50Hz - 150Hz; Bypass
- Finish: Black Wood Grain Vinyl
- Dampened Rubber Feet
- Dimensions (H x W x D): 13⁵/₈" x 11³/₄" x 12¹/₂"
- Weight: 20 lbs



PAS-WIR-SUB-KIT Wireless Audio Subwoofer Kit

U/M
Kit

Consisting of one transmitter and one receiver the wireless audio receiver mounts to the back of the subwoofer. Expand your system with up to three additional receivers.

- Wireless connectivity range of 30 + feet
- Interference free - 5Ghs FHSS Technology
- Receiver mounts directly to the subwoofer
- Kit can expand up to four receivers
- All cables included

PAS-WIR-RX Wireless Audio Subwoofer Receiver

U/M
Each

Additional Receiver for Subwoofer Wireless Audio Kit. Each transmitter can accommodate up to four receivers.

- Wireless connectivity range of 30+ feet
- Interference free - 5Ghs FHSS Technology
- Receiver mounts directly to the subwoofer
- USB powered directly from Subwoofer USB port
- All cables included



Passive Architectural Subwoofers



Signature PAS-HRSIW8-CAB Dual 8" Inwall Sub

U/M
Each

Dual 8" Woofers with fiber glass cones with 150 Watt-600 Watt Peak. Sealed cabinet with integrated wire management and vibration-free inwall design. Paintable, thin-bezel, magnetic grille.

- High Back-EMF Efficiency Design
- Power: 150 Watt - 600 Watt Peak
- Frequency Response: 33Hz - 150Hz
- Paintable Thin-Bezel Magnetic Grille
- Requires Matching HRSIW8AMP
- Dimensions (H x W x D): 24.6" x 12.05" x 3.75"
- Weight: 32 lbs
- Retrofit Compatible with Dog Legs

Protege IWS105 10" Inwall Sub

ITEM U/M
PAS24105 Each

Inwall passive subwoofer with a 10" long excursion treated paper cone woofer and inverted ferrite magnet structure with a power handling capacity of 250 watts. Designed to be used with the Proficient M3 Amp/Crossover. For new construction, use the optional BB-IWS10 MDF back box.

- Replaces IWS100 Inwall Sub
- Power Handling: 250 Watts
- Frequency Response: 36Hz - 150Hz
- Includes Thin-Bezel Grille held by Neo Magnets
- Dimensions (H x W x D): 13⁵/₈" x 13⁵/₈" x 3³/₄"
- Wall Cut Out (H x W): 12¹/₁₆" x 12¹/₁₆"
- Use with M3 Amplifier



Sunfire



Sunfire HRSIW8AMP Amplifier for PAS-HRSIW8-CAB

U/M
Each

The 520 Watt, Class D HRSIW8AMP amplifier is specifically designed to supply speaker-level power to the PAS-HRSIW8 in-wall subwoofer, to produce stunning low frequency effects for your home theater.

- RMS Power of 520 Watts
- Crossover Filters 12 - 36 dB/Octave Adjustable Slope
- Crossover Frequency 40 Hz - 160 Hz Adjustable, with LFE Bypass
- RCA Line Level, Balanced XLR Signal Inputs
- Pre-Programmed IR Remote Control
- Includes Bolt-On Rack Ears
- Dimensions (H x W x D): 23.3" x 16.2" x 5.8
- Weight: 21 lbs

M3 Amp/Crossover

ITEM U/M
PAS72300 Each

180 watt high-current mono amp with built-in crossover network. Crossover features adjustments for subwoofer fine-tuning to individual room acoustics. Includes bolt-on rack ears.

- Use with Proficient Inwall & Ceiling Architectural Subs
- Premium Cast Aluminum Faceplate
- Power: 180 Watts Single Channel
- Variable Low Pass Crossover: 35Hz - 150Hz
- LFE Input & Pass Through Output
- Phase Switch
- Includes Bolt-On Rack Ears
- Remote Power-On Switching via Signal Sensing
- Dimensions (H x W x D): 4" x 17¹/₈" x 12⁵/₈"
- Weight: 18 lbs



BB-IWS10 Back Box

ITEM U/M
PAS02100 Each

Medium Density Fiberboard (MDF) back box for the IWS105 inwall sub, designed to fit any standard 16" stud bay. Cuts down on translational energy vibration between adjacent walls. The IWS105 sub is tuned to the BB-IWS10 back box. Not for use with ICS11.

- Dimensions (H x W x D): 42³/₄" x 14³/₈" x 3¹/₄"

Explore the Sounds of



the Great Outdoors.

Proficient® Audio all-weather, outdoor landscape speakers, cabinet speakers and rock speakers take the audio entertainment experience outside for listening pleasure in every environment. Totally scalable, Proficient Audio speaker solutions can cover small to large landscapes, patios, poolside and beyond.

Our top of the line series of Signature Speakers are designed to create an unmatched outdoor audio experience for the most discerning ear. With the more expansive lineup of Protege models offering an unbeatable blend of performance, styles and quality.

The always dependable outdoor/indoor hanging cabinet speakers round out our comprehensive all-weather audio solutions and wow with their superior sound and installation flexibility.

Proficient Audio outdoor sound systems perform under the harshest conditions and will elevate your backyard entertainment with years of premium long-lasting sound.



Outdoor / All-Weather Speakers

Durable enough to withstand the elements, elegant enough for the living room

AW830wht | blk

WHT BLK U/M
PAS42830 PAS42833 Pair

One pair of indoor/outdoor speakers with 8" polypropylene woofers, 3" graphite midrange, 1" pivoting soft dome tweeters and 175 watt power handling. Includes swivel mounting brackets. **Order in white or black.**

- Power Handling: 175 Watts
- Frequency Response: 35Hz - 20kHz
- Impedance: 4Ω
- Sensitivity: 89dB 1W/1m
- Dimensions (H x W x D): 15¾" x 8¾" x 8¾"



AW650wht | blk

WHT BLK U/M
PAS41650 PAS41653 Pair

One pair of indoor/outdoor speakers with 6½" polypropylene woofers, 1" pivoting Supernil soft dome tweeters and 150 watt power handling. Includes swivel mounting brackets. **Order in white or black.**

- Power Handling: 150 Watts
- Frequency Response: 37Hz - 20kHz
- Impedance: 8Ω
- Sensitivity: 89dB 1W/1m
- Dimensions (H x W x D): 11" x 7" x 6¼"

AW525wht | blk

WHT BLK U/M
PAS41525 PAS41527 Pair

One pair of indoor/outdoor speakers with 5¼" polypropylene woofers, 1" pivoting Supernil soft dome tweeters and 125 watt power handling. Includes swivel mounting brackets. **Order in white or black.**

- Power Handling: 125 Watts
- Frequency Response: 45Hz - 20kHz
- Impedance: 8Ω
- Sensitivity: 88dB 1W/1m
- Dimensions (H x W x D): 9¾" x 6½" x 6¾"



AW400wht | blk

WHT BLK U/M
PAS41400 PAS41403 Pair

One pair of indoor/outdoor speakers with 4" polypropylene woofers, ¾" Supernil soft dome tweeters and 100 watt power handling. Includes swivel mounting brackets. **Order in white or black.**

- Power Handling: 100 Watts
- Frequency Response: 55Hz - 20kHz
- Impedance: 8Ω
- Sensitivity: 87dB 1W/1m
- Dimensions (H x W x D): 7¾" x 5½" x 5½"

Outdoor / Indoor Twin-Tweeter Speakers

Durable enough to withstand the elements, elegant enough for the living room

AW500TTwht | blk

WHT	BLK	U/M
PAS42500	PAS42503	Each

One indoor/outdoor speaker with 5¼" dual voice coil polypropylene woofer, two 1" pivoting Supernil soft dome tweeters and 100 watt power handling. Weather-resistant ABS housing, powder coated aluminum grille. Includes swivel mounting bracket.

Order in white or black.

- Power Handling: 100 Watts
- Frequency Response: 60Hz - 20kHz
- Impedance: 4Ω
- Sensitivity: 89dB 1W/1m
- Dimensions (H x W x D): 7" x 11" x 6¼"



Signature Landscape Speakers

Signature PAS-AW-GSBSUB-12

U/M
Each

High performance 12" Mica-injected polypropylene in-ground subwoofer with 500 watt power handling. Weather proof HDPE buried enclosure with critter proof port assembly.

- Power Handling: Up to 500 Watts
- Frequency Response: 28Hz - 120kHz
- Impedance: 8Ω
- Sensitivity: 86dB
- Weight: 42.1 lbs



Signature PAS-AW-GSBSUB-10

U/M
Each

High performance 10" Mica-injected polypropylene in-ground subwoofer with 300 watt power handling. Weather proof HDPE buried enclosure with critter proof port assembly.

- Power Handling: Up to 300 Watts
- Frequency Response: 30Hz - 120kHz
- Impedance: 8Ω
- Sensitivity: 86dB
- Weight: 44.75 lbs

Signature PAS-AW-LS-6

U/M
Each

High performance 6" two-way satellite speakers with polypropylene cone woofer and 3/4" aluminum dome tweeter. Weather-resistant fiber glass reinforced ABS enclosure.

- Power Handling: Up to 120 Watts
- Frequency Response: 100Hz - 20kHz
- Sensitivity: 87dB
- Impedance per speaker: 8Ω (in bypass mode)
- Tap Settings: 70v/100v: 3.75w (70v only), 7.5w, 15w, 30w, 8Ω (bypass)
- Designed to pair with PAS-AW-GSBSUB-10/12
- Weight: 10 lbs



Signature PAS-AW-LS-4

U/M
Each

High performance 4" two-way satellite speakers with polypropylene cone woofer and 3/4" aluminum dome tweeter. Weather-resistant fiber glass reinforced ABS enclosure.

- Power Handling: Up to 90 Watts
- Frequency Response: 110Hz - 20kHz
- Sensitivity: 84dB
- Impedance per speaker: 8Ω (in bypass mode)
- Tap Settings: 70v/100v: 3.75w (70v only), 7.5w, 15w, 30w, 8Ω (bypass)
- Designed to pair with PAS-AW-GSBSUB-10/12
- Weight: 7.75 lbs

Signature Landscape Speaker Accessories

Landscape Speaker Stake Mount

ITEM U/M
AW-LS-Stake Each

The Landscape Speaker Stake Mount is the most popular mounting method for the Landscape Satellite speakers and features a reinforced fluted tubular design that easily penetrates dense soil and provides a solid mounting platform. The quick connect design eliminates rotation of the speaker onto the mounting accessory eliminating a common failure point in other landscape products.

- For use with PAS-AW-LS-6 / PAS-AW-LS-4
- 12" stake mount for in-ground mounting
- Quick connect design for easy assembly
- Dimensions: 3-3/4" x 3-3/4" x 13"
- Sold individually



Landscape Speaker Surface Mount

ITEM U/M
AW-LS-Mount Each



The Landscape Speaker Surface Mount is designed for installations that require surface mounting like on a wall or deck. The durable die-cast aluminum construction is sturdy, features a quick connect design and includes a tool that locks the speaker in place for long term durability.

- For use with PAS-AW-LS-6 / PAS-AW-LS-4
- Designed for mounting to flat surfaces like walls or decks
- Quick connect design for easy assembly
- Dimensions: 3-15/16" x 3-15/16" x 1-7/8"
- Sold individually

Landscape Speaker Conduit Box Mount

ITEM U/M
AW-LS-Conduit Each

The Landscape Speaker Conduit Box is designed for installations using underground wire distribution using PVC conduit. The conduit box includes ample room for wire termination as well as a removeable cover and multiple knockouts that prevent water intrusion. Featuring a stable base with aluminum spike reinforcement, the conduit box creates a robust mounting platform while the quick connect design eliminates rotation of the speaker onto the mounting accessory eliminating a common failure point in other landscape products.

- For use with PAS-AW-LS-6 / PAS-AW-LS-4
- Speaker mount for installations that use speaker wire in underground conduit
- Doubles as a wiring junction box
- Designed for use with standard .75" conduit
- Stable base with aluminum spike reinforcement
- Quick connect design for easy assembly
- Includes additional 2" (50mm) extension arm for adjustable speaker height
- Dimensions:
5-7/8" x 5-7/8" x 7-1/3" (without extension)
5-7/8" x 5-7/8" x 9-1/3" (with extension)



Protege Landscape Speakers

Protege PAS-4.1-BU

ITEM U/M
PAS-4.1-BU Kit

Includes 4 x 4" weatherproof satellite speakers with polypropylene cone woofer and 3/4" titanium dome tweeter, weatherproof 8" burial DVC (Dual Voice Coil) subwoofer with polypropylene cone. Includes quick connect stakes.

- Power Handling: 150 Watts
- Frequency Response: 34Hz - 20kHz
- Shipping Dimensions (H x W x D): 34" x 24" x 17.75"
- Impedance: 8Ω
- Expandable to 8.2
- Shipping Weight: 39 lbs



Protege PAS-4.1-HS

ITEM U/M
PAS-4.1-HS Kit

Includes 4 x 4" weatherproof satellite speakers with polypropylene cone woofer and 3/4" titanium dome tweeter, weatherproof 8" hardscape DVC (Dual Voice Coil) subwoofer with polypropylene cone. Includes quick connect stakes.

- Power Handling: 150 Watts
- Frequency Response: 38Hz - 20kHz
- Shipping Dimensions (H x W x D): 33.5" x 17.75" x 18"
- Impedance: 8Ω
- Expandable to 8.2
- Shipping Weight: 34 lbs

Protege PAS-2.0

ITEM U/M
PAS-2.0 Pair

Includes 2 x 4" weatherproof satellite speakers with polypropylene cone woofer and 3/4" titanium dome tweeter. Includes quick connect stakes.

- Power Handling: 100 Watts
- Frequency Response: 120Hz - 20kHz
- Shipping Dimensions (H x W x D): 17.5" x 10" x 17.9"
- Impedance per speaker: 32Ω
- Designed to expand either PAS-4.1-HS or PAS-4.1-BU
- Shipping Weight: 9.15 lbs



Rock and Planter Speakers

Protege PAS-RS8i-GRANITE

U/M
Each

Geo-realistic rock speakers with 8" DVC TCC polypropylene woofer, dual 1" Teteron tweeters and 10-200 watt power handling. **Order in speckled granite, shale brown, granite, or sandstone.**

- Power Handling: Up to 200 Watts
- Frequency Response: 50Hz - 21kHz
- Impedance: 8Ω Stereo/ L/R Summed (parallel) 4Ω
- Sensitivity: 88dB
- Weather-Resistant Design
- Dimensions (H x W x D): 19.5" x 16.5" x 12.5"



Protege PAS-RS8i-SHALEBROWN

U/M
Each

Geo-realistic rock speakers with 8" DVC TCC polypropylene woofers, dual 1" Teteron tweeters and 10-200 watt power handling. **Order in speckled granite, shale brown, granite, or sandstone.**

- Power Handling: Up to 200 Watts
- Frequency Response: 50Hz - 21kHz
- Impedance: 8Ω Stereo/ L/R Summed (parallel) 4Ω
- Sensitivity: 88dB
- Weather-Resistant Design
- Dimensions (H x W x D): 19.5" x 16.5" x 12.5"

Protege PAS-RS8i-SPECKLEDGRANITE

U/M
Each

Geo-realistic rock speakers with 8" DVC TCC polypropylene woofers, dual 1" Teteron tweeters and 10-200 watt power handling. **Order in speckled granite, shale brown, granite, or sandstone.**

- Power Handling: Up to 200 Watts
- Frequency Response: 50Hz - 21kHz
- Impedance: 8Ω Stereo/ L/R Summed (parallel) 4Ω
- Sensitivity: 88dB
- Weather-Resistant Design
- Dimensions (H x W x D): 19.5" x 16.5" x 12.5"



Protege PAS-RS8i-SANDSTONE

U/M
Each

Geo-realistic rock speakers with 8" DVC TCC polypropylene woofers, dual 1" Teteron tweeters and 10-200 watt power handling. **Order in speckled granite, shale brown, granite, or sandstone.**

- Power Handling: Up to 200 Watts
- Frequency Response: 50Hz - 21kHz
- Impedance: 8Ω Stereo/ L/R Summed (parallel) 4Ω
- Sensitivity: 88dB
- Weather-Resistant Design
- Dimensions (H x W x D): 19.5" x 16.5" x 12.5"

Rock and Planter Speakers

Protege PAS-RS6-GRANITE

U/M
Each



Geo-realistic rock speakers with 6.5" TCC polypropylene woofer, 1" Teteron tweeter and 10-150 watt power handling. **Order in speckled granite, shale brown, granite, or sandstone.**

- Power Handling: Up to 150 Watts
- Frequency Response: 70Hz - 21kHz
- Impedance: 8Ω
- Sensitivity: 89dB
- Weather-Resistant Design
- Dimensions (H x W x D): 14" x 11" x 12"



Protege PAS-RS6-SHALEBROWN


U/M
Each

Geo-realistic rock speakers with 6.5" TCC polypropylene woofers, 1" Teteron tweeter and 10-150 watt power handling. **Order in speckled granite, shale brown, granite, or sandstone.**

- Power Handling: Up to 150 Watts
- Frequency Response: 70Hz - 21kHz
- Impedance: 8Ω
- Sensitivity: 89dB
- Weather-Resistant Design
- Dimensions (H x W x D): 14" x 11" x 12"

Protege PAS-RS6-SPECKLEDGRANITE

U/M
Each



Geo-realistic rock speakers with 6.5" TCC polypropylene woofers, 1" Teteron tweeter and 10-150 watt power handling. **Order in speckled granite, shale brown, granite, or sandstone.**

- Power Handling: Up to 150 Watts
- Frequency Response: 70Hz - 21kHz
- Impedance: 8Ω
- Sensitivity: 89dB
- Weather-Resistant Design
- Dimensions (H x W x D): 14" x 11" x 12"



Protege PAS-RS6-SANDSTONE

U/M
Each

Geo-realistic rock speakers with 6.5" TCC polypropylene woofers, 1" Teteron tweeter and 10-150 watt power handling. **Order in speckled granite, shale brown, granite, or sandstone.**

- Power Handling: Up to 150 Watts
- Frequency Response: 70Hz - 21kHz
- Impedance: 8Ω
- Sensitivity: 89dB
- Weather-Resistant Design
- Dimensions (H x W x D): 14" x 11" x 12"

Protege PAS-PS6Si-CONCRETE

U/M
Each



Planter Speaker 6.5" DVC TCC polypropylene woofer, dual 1" Teteron tweeters and 10-100 watt power handling. **Can be used with live plants.**

- Power Handling: Up to 100 Watts
- Frequency Response: 60Hz - 21kHz
- Impedance: 8Ω Stereo/ L/R Summed (parallel) 4Ω
- Sensitivity: 89dB
- Weather-Resistant Design
- Dimensions (H x W x D): 19.5" x 19.5" x 19.5"

Speaker Selectors



SS8P

ITEM
PAS71850

U/M
Each

Eight-pair resistor-based on/off speaker selector provides quick, convenient access for up to eight stereo pairs. 125 watts power handling per channel, rear override switch for circuit protection and suction feet for stable operation.

- Power Handling: 125 Watts per Channel
- Frequency Response: 20Hz - 20kHz
- Protection: Front Mounted Switch & Rear Override
- Includes Area Labels
- Dimensions (H x W x D): 2³/₁₆" x 17" x 6¹³/₃₂"

SS4P

ITEM
PAS71450

U/M
Each

Four-pair resistor-based on/off speaker selector provides quick, convenient access for up to four stereo pairs. 125 watts power handling per channel, rear override switch for circuit protection and suction feet for stable operation.

- Power Handling: 125 Watts per Channel
- Frequency Response: 20Hz - 20kHz
- Protection: Front Mounted Switch & Rear Override
- Includes Area Labels
- Dimensions (H x W x D): 2³/₁₆" x 8³/₈" x 6¹³/₃₂"



Volume Controls

VC60i

ITEM
PAS35377

U/M
Each

60-watt impedance-balancing volume control with autoformer. Features quick & secure wire connecting system. Fits in most single-gang J-boxes and plaster rings. Includes white, bone and almond plates, inserts and knobs.

- Power Handling Continuous: 60 Watts
- Power Handling Peak: 120 Watts
- Frequency Response: 20Hz - 20kHz
- Steps: 12 (Make Before Break)
- Total Attenuation: 42dB (Max)
- Depth: 2¹/₂" Behind Plate



VC60AW

ITEM
PAS34320G

U/M
Each

60-watt weather-resistant volume control sealed against dust and moisture. Fits onto ³/₄" conduit or can be surface mounted. **Available in Gray.**

- Power Handling Continuous: 60 Watts
- Power Handling Peak: 120 Watts
- Frequency Response: 20Hz - 20kHz
- Steps: 12 (Make Before Break)
- Total Attenuation: 42dB (Max)
- Dimensions (H x W x D): H 4¹/₂" x W 2³/₄" x D 3¹/₂"



Pre-Construction Brackets

PCB-C800

ITEM U/M
PCB11800 Pair

One pair of pre-construction brackets for new construction. Fits 8" 2-way, LCR & twin-tweeter ceiling speakers.

PCB-C600

ITEM U/M
PCB11600 Pair

One pair of pre-construction brackets for new construction. Fits 6½" 2-way, LCR & twin-tweeter ceiling speakers.



PCB-C500

ITEM U/M
PCB11500 Pair

One pair of pre-construction brackets for new construction. Fits 5¼" ceiling speakers.



PCB-W800

ITEM U/M
PCB21800 Pair

One pair of pre-construction brackets for new construction. Fits 8" inwall speakers.

PCB-W600

ITEM U/M
PCB21600 Pair

One pair of pre-construction brackets for new construction. Fits 6½" inwall speakers.

PCB-IW600

ITEM U/M
PCB22600 Each

One each pre-construction bracket for new construction. Fits 6½" inwall LCR speakers.




PCB-IW500

ITEM U/M
PCB22500 Each

One each pre-construction bracket for new construction. Fits 5¼" inwall LCR speakers.



Ceiling Tile Brackets



CTB-C800

One each ceiling tile bracket used in drop ceiling and T-bar type ceiling applications. Fits 8" 2-way, LCR & twin-tweeter ceiling speakers.

ITEM	U/M
CTB11801	Each

CTB-C600

One each ceiling tile bracket used in drop ceiling and T-bar type ceiling applications. Fits 6½" 2-way, LCR & twin-tweeter ceiling speakers.

ITEM	U/M
CTB11601	Each

Back Boxes

BB-IWS10

Medium Density Fiberboard (MDF) back box for the IWS105 inwall sub, designed to fit any standard 16" stud bay. Cuts down on translational energy vibration between adjacent walls. The IWS105 sub is tuned to the BB-IWS10 back box. **Not for use with ICS11.**

• Dimensions (H x W x D): 42¾" x 14⅝" x 3¼"

ITEM	U/M
PAS02100	Each



BB-C800

One metal back box for 8" 2-way, LCR & twin-tweeter ceiling speakers. **UL 263-03 1-hour fire rating.**

ITEM	U/M
PAS01800	Each

BB-C650

One metal back box for 6½" 2-way, LCR & twin-tweeter ceiling speakers. CMB-24 mounting bars are needed when installing in ceiling joists 24" on-center or suspended ceilings. **UL 263-03 1-hour fire rating.**

ITEM	U/M
PAS01603	Each

BB-W600

One metal back box for 6½" inwall speakers. **UL 263-03 1-hour fire rating.**

ITEM	U/M
PAS02600	Each



CMB-24

One pair of ceiling mounting bars slip into clips on BB-C650 back box. For installation in ceiling joists 24" on-center or suspended ceilings.

ITEM	U/M
PAS01000	Pair

Speaker Cover Plates

CPC-800 8" Ceiling Cover Plate

One pair of white cover plates for 8" 2-way, LCR & twin-tweeter ceiling speakers.

ITEM PAS03800 U/M Pair



CPC-600 6.5" Ceiling Cover Plate

One pair of white cover plates for 6½" 2-way, LCR & twin-tweeter ceiling speakers.

ITEM PAS03600 U/M Pair




CPW-600 6.5" Inwall Cover Plate

One pair of white cover plates for 6½" inwall speakers.

ITEM PAS04600 U/M Pair

Replacement Speaker Grilles



Thin-Bezel 10" Ceiling LCR Grille

Compatible with Proficient Signature 10" Ceiling LCR Speakers.

ITEM 1001-131031 U/M Each

Thin-Bezel 8" Ceiling Grille

Compatible with Proficient Signature & Protege 8" 2-Way, LCR & Twin-Tweeter Ceiling Speakers.

ITEM 1001-11801 U/M Each

Thin-Bezel 6.5" Ceiling Grille


Compatible with Proficient Signature & Protege 6½" 2-Way, LCR & Twin-Tweeter Ceiling Speakers.

ITEM 1001-11602 U/M Each

Thin-Bezel 5.25" Ceiling Grille

Compatible with Proficient Protege 5¼" Ceiling Speakers.

ITEM 1001-11501 U/M Each



Thin-Bezel 6.5" Ceiling Grille

Square Grille for 6 ½" Ceiling Speakers

ITEM SRG-C6-SG U/M Each

Thin-Bezel 8" Inwall Grille

Compatible with Proficient Signature & Protege 8" Inwall Speakers.

ITEM 1001-21801 U/M Each



Thin-Bezel 6.5" Inwall Grille

Compatible with Proficient Signature & Protege 6½" Inwall Speakers.

ITEM 1001-21601 U/M Each

Replacement Speaker Grilles



Thin-Bezel 6.5" Inwall LCR Grille

ITEM U/M
1001-22630 Each

Compatible with Proficient Signature & Protege 6½" Inwall LCR Speakers.

Thin-Bezel 5.25" Inwall LCR Grille

ITEM U/M
1001-22530 Each

Compatible with Proficient Signature & Protege 5¼" Inwall LCR Speakers.



Thin-Bezel 10" Inwall Sub Grille

ITEM U/M
1001-24105-2 Each

Compatible with Proficient Protege IWS105 10" Inwall Subwoofer.

Thin-Bezel 10" Ceiling Sub Grille

ITEM U/M
1001-13111 Each

Compatible with Proficient Protege ICS11 10" Ceiling Subwoofer.



AW830 Grilles

WHT BLK U/M
1001-42830 1001-42833 Pair

Compatible with AW830 Outdoor/Indoor Speakers.



AW650 Grilles

WHT BLK U/M
1001-41650 1001-41653 Pair

Compatible with AW650 Outdoor/Indoor Speakers.

AW525 Grilles

WHT BLK U/M
1001-41525 1001-41527 Pair

Compatible with AW525 Outdoor/Indoor Speakers.

AW400 Grilles

WHT BLK U/M
1001-41400 1001-41403 Pair

Compatible with AW400 Outdoor/Indoor Speakers.

AW600TT Grille

WHT BLK U/M
1001-42600 1001-42603 Each

Compatible with AW600TT Twin-Tweeter Outdoor/Indoor Speakers.



AW500TT Grille

WHT BLK U/M
1001-42500 1001-42503 Each

Compatible with AW500TT Twin-Tweeter Outdoor/Indoor Speakers.





PROFICIENT AUDIO

5919 Sea Otter Place, Suite 100 • Carlsbad, CA 92010 • 800.472.5555 • Fax 707.283.5901 • proficientaudio.com

©2022 Nortek Security & Control LLC. All rights reserved. Proficient and Sunfire are registered trademarks of Nortek Security & Control LLC.

Rev G, 01/2022

Dolby, Dolby Atmos, and the double-D symbol are registered trademarks of Dolby Laboratories.

DTS, the Symbol, DTS and the Symbol together, DTS:X, and the DTS:X logo are registered trademarks or trademarks of DTS, Inc. in the United States and/or other countries.

DuPont and Kevlar are trademarks or registered trademarks of E.I. du Pont de Nemours and Company.